

DINE & DISCOVER NSW

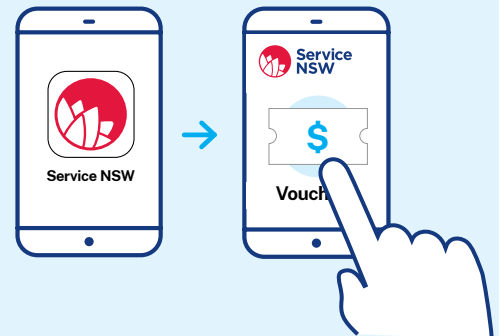
Option 1

Apply with the **Service NSW app**



1 Apply for your vouchers

Download or open the Service NSW app on your smartphone. You'll be prompted to register or log in to your MyServiceNSW Account. Click on 'Vouchers' and follow the prompts. You'll receive a confirmation email if you're successful.



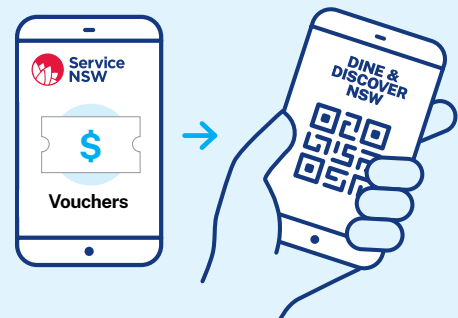
2 Find a participating business

Open the Service NSW app. Click on 'Vouchers' and select a voucher. Click on 'Find a business' and search.



3 Use your vouchers

Open the Service NSW app and select 'Vouchers'. Choose a 'Dine NSW' or 'Discover NSW' Voucher. Vouchers can be used once up to the value of \$25.



Option 2

Apply online at service.nsw.gov.au

1 Apply for your vouchers

Visit service.nsw.gov.au – search ‘Dine & Discover’.
Select ‘Apply for a Dine & Discover NSW Voucher’.
You’ll be prompted to register or log in to your MyServiceNSW Account.

You’ll receive a confirmation email with your vouchers if your application is successful.



2 Find a participating business

Go to service.nsw.gov.au and search ‘Dine & Discover’.
Click on ‘Find a business’ and search.



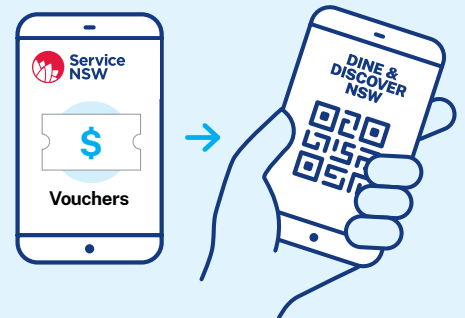
3 Use your vouchers

Download the Service NSW app on your smartphone.
Log in to your MyServiceNSW Account.
Select ‘Vouchers’.
Present your voucher QR code when you pay your bill.

or

Open a voucher in your confirmation email, or download, print and present your QR code.

Vouchers can be used once up to the value of \$25.



Option 3

If you don't have a smartphone or internet access and need help, call 13 77 88.