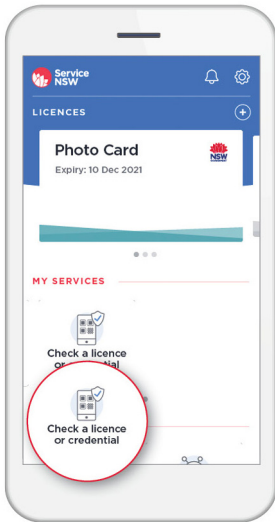
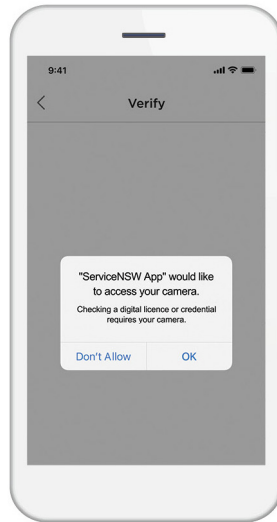


# How to verify the NSW Digital Photo Card

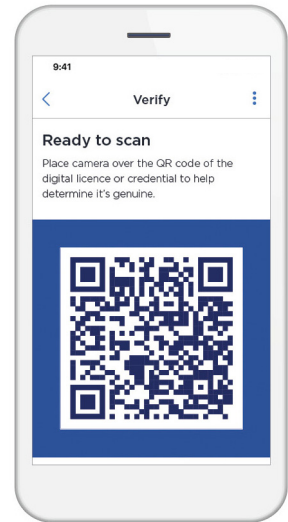
**1** Download the Service NSW app on your smartphone. Open the app, select 'Check a licence or credential', from the home screen.



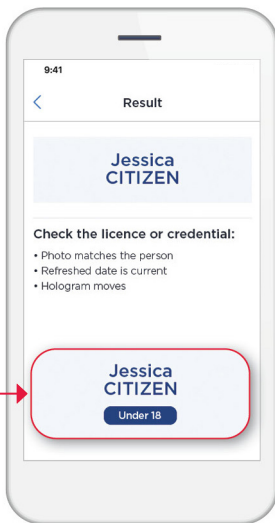
**2** The app will ask to access your camera, tap 'OK'.



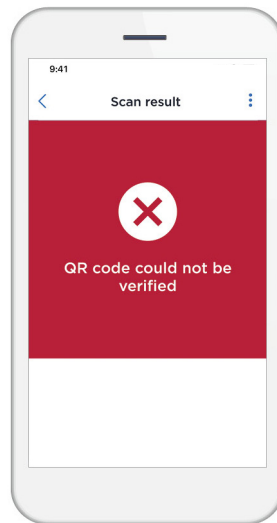
**3** Focus the camera on the Digital Photo Card QR code to scan.



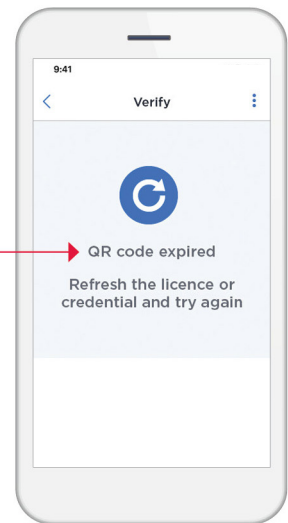
**4** The scanner will verify the QR code token and provide a result.



Name is displayed, and the underage icon is shown for people under 18 years.



OR



Digital photo card QR code reloads after a period of time.

**5** Tap the screen to scan again.

**6** If in doubt about the NSW Digital Photo Card, ask to see their plastic card.

Find out more at [service.nsw.gov.au](https://service.nsw.gov.au) and search 'Digital Photo Card'

